

ansa soffitto david chipperfield mario nanni 2013



**corpo illuminante a soffitto per interni IP20.
realizzato in alluminio e vetro rudentato Ø136mm con trappola di luce inclusa per un
confort visivo ottimale.
dimensioni: Ø136mm h.500mm.
cablato con sorgente led 3000K Ra95 5W luce indiretta e 34W Ra98 per luce diretta
ottiche 8° e 40°.
alimentatori 220-240V 50-60Hz inclusi.
finiture: alluminio cromato e vetro rudentato trasparente.**

**IP20-rated ceiling light fitting for indoor use.
made of aluminium and grooved glass, with a 136mm diameter with light trap included for
optimal visual comfort.
size: Ø136 mm h 500mm.
wired with 3000K Ra95 5W led source for indirect light and 34W Ra98 for direct light.
8° and 40°optics.
220-240V 50-60Hz power supply units included.
finishes: chromed aluminium and transparent grooved glass.**

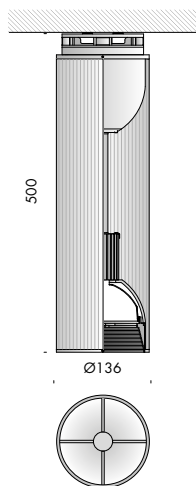


ansa soffitto

240V 50-60Hz



IP20




Vb6.038.01 vetro rudentato led 3000K 34W 8°+ led 3000K 5W
rope-shaped moulding glass


Vb6.038.02 vetro rudentato led 3000K 34W 40°+ led 3000K 5W
rope-shaped moulding glass

Ra	selezione macadam macadam selection	lm	W	lm/W	classe energetica energy class
98	step 1	3000	34	88	A+
95	step 3	480	5	96	A++

esempio di illuminazione
example of lighting







**Distributor for Viabizzuno
Architectural Lighting Solutions**

Web: www.cirruslighting.co.uk

Email: sales@cirruslighting.co.uk

Tel: 0207 193 2175

Fax: 0207 193 3175

