

**apparecchio di illuminazione da incasso o scomparsa totale per interni IP20. composto da corpo in alluminio ossidato e verniciato a polvere con taglio frontale con effetto lama di luce segnappasso.**

**modelli:**

**raggio scomparsa totale 30x74x170mm per installazione a cartongesso, raggio incasso 70x40x170mm per installazione a cartongesso e laterizio tramite apposita cassaforma 80x70x170mm.**

**cablato con sorgente elettronica 3000K fino a 1,5W 104lm.**

**alimentatore in corrente costante escluso, da installare remoto.**

**accessori: cassaforma laterizio, chiave estrazione coperchio.**

**finiture: my bianco.**

**IP20 rated recessed or fully concealed light fitting for indoor use. made of an powder coated and oxidised aluminium body with a frontal opening and a step beam of light effect.**

**versions:**

**raggio fully concealed 30x74x170mm for installation in plasterboard,**

**raggio recessed 70x40x170mm for installation in plasterboard and brickwork using the appropriate 80x70x170mm housing.**

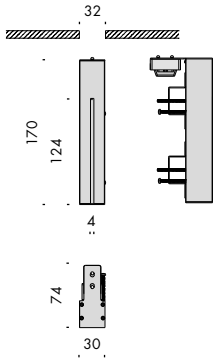
**wired with 3000K led source up to 1.5W 104lm.**







**constant current power supply not included, to be installed remotely.**

**accessories: brickwork housing, lid extraction key.**


**finishes: my bianco.**



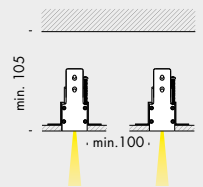
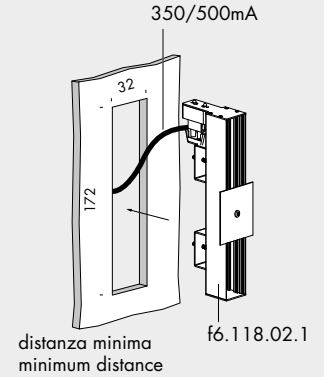


**raggio scomparsa totale**   IP20    CE 

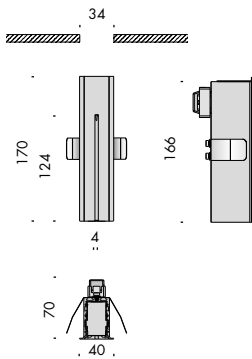
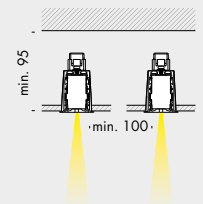
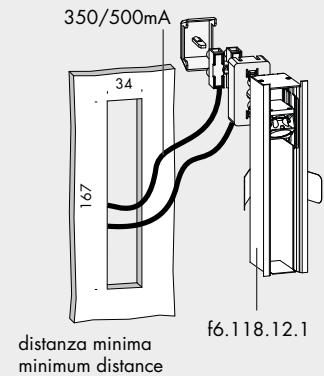
**f6.118.02.1** bianco V 3000K 0,3







Ra	ies tm-30		sdcn	mA	$V_f$ (min)	lm	W	lm/W	
90	Rf 90	Rg 100	step 2	350	2,8	79	1	79	<b>A++</b>
				500	2,9	104	1,5	69	<b>A++</b>
ca001	les2	Ta25 °C	vita media · average life	50000 h	L80	B10			

dimensioni foro per cartongesso  
cut-out dimensions for installation  
in plasterboard




dimensioni foro per cartongesso  
cut-out dimensions for installation  
in plasterboard

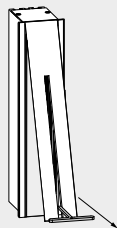
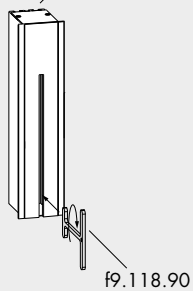


**raggio incasso**   IP20    CE 

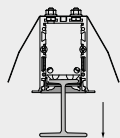
**f6.118.12.1** bianco V 3000K 0,3

Ra	ies tm-30		sdcn	mA	$V_f$ (min)	lm	W	lm/W	
90	Rf 90	Rg 100	step 2	350	2,8	79	1	79	<b>A++</b>
				500	2,9	104	1,5	69	<b>A++</b>
ca001	les2	Ta25 °C	vita media · average life	50000 h	L80	B10			

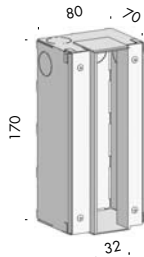
f6.118.02.1  
f6.118.12.1



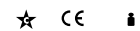
inserire la chiave estrazione  
nella fessura posizionandola  
come in figura, ruotare di 90°  
e tirare  
fit the key into the lock as shown  
in figure, turn it by 90° and pull



estrarre il coperchio  
take out the lid



**cassaforma raggio incasso. housing.**

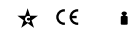


**f6.118.81** laterizio · brick

0,4




**accessori. accessories.**

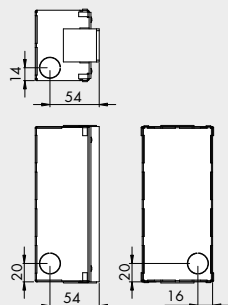


**f9.118.90** chiave estrazione coperchio · lid extraction key

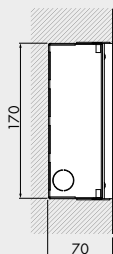
0,01



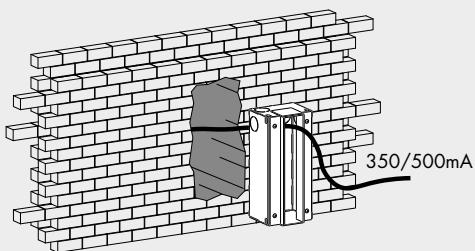
posizione fori entrata cavi di alimentazione cassaforma laterizio f6.118.81  
power cable entrance hole positions in brickwork housing



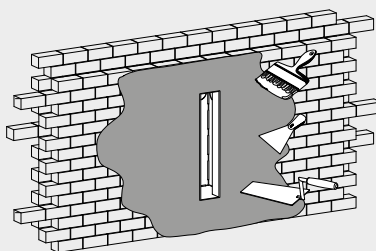
sezione cassaforma a installazione ultimata  
housing section after installation



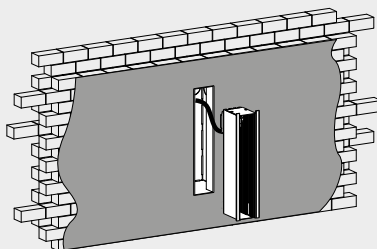
installazione con cassaforma laterizio f6.118.81  
installation with brickwork housing



- 1 prevedere una nicchia nella muratura per l'incasso della cassaforma laterizio. posizionare la cassaforma laterizio nel foro facendo passare i cavi di alimentazione e procedere all'ultimazione della muratura con finitura dell'intonaco a filo della cassaforma.  
attenzione: tenere pulito l'interno della cassaforma.  
form a recess in the wall for the brickwork housing. place the brickwork housing in the hole, inserting the power cables and complete the wall with a plaster finish flush with the housing.  
please note: keep the inside of the housing clean.




- 2 stuccare, rasare e verniciare  
point, skim and paint



- 3 installare il sistema di illuminazione  
install the lighting system







Subscribe To Our Newsletter



**Distributor for Viabizzuno  
Architectural Lighting Solutions**

Web: [www.cirruslighting.co.uk](http://www.cirruslighting.co.uk)

Email: [sales@cirruslighting.co.uk](mailto:sales@cirruslighting.co.uk)

Tel: 0207 193 2175

Fax: 0207 193 3175

