



**apparecchio di illuminazione a soffitto per interni IP20. realizzato con due profili in ottone calandrato di sezione 10x3mm che creano un binario elettrificato per alimentare le sorgenti elettroniche a luce diffusa, completo di diffusori diametro Ø60mm in vetro sabbiato e cristallo.**

**modelli:**

**royal chandelier 01 ellittico 1930x800mm, con sei cavi di sospensione in ottone naturale, luce diretta e luce indiretta 44x2,5W 10560lm,**

**royal chandelier 02 diametro Ø1750mm, con sei cavi di sospensione in ottone naturale, luce diretta e luce indiretta 60x2,5W 14200lm,**

**royal chandelier 03 diametro Ø2200mm, con quattro tige diametro Ø22mm 1350mm, luce diretta 100W 9600lm.**

**cablato con sorgente elettronica 2700K Ra95. alimentatore in tensione costante 24Vdc escluso, da installare remoto.**

**accessori: rosoni incasso e soffitto in ottone naturale, disponibili anche con alimentatore 240V 50-60Hz integrato, kit di bloccacavi ad incasso per scomparsa totale.**

**finiture: ottone naturale e acciaio verniciato per modelli royal chandelier 01 e royal chandelier 02, copper bronze solo per modello royal chandelier 03.**

**IP20 rated ceiling light fitting for indoor use. made of two calendered brass profiles having a 10x3 mm section that create an electrified track to power the diffused light led sources, complete with sanded glass and crystal diffusers having a diameter Ø60mm.**

**versions:**

**royal chandelier 01 elliptical version 1930x800mm equipped with six natural brass suspension cables with 44x2.5W 10560lm direct and indirect light,**

**royal chandelier 02 diameter Ø1750mm equipped with six natural brass suspension cables with 60x2.5W 14200lm direct and indirect light,**


**royal chandelier 03 diameter Ø2200mm with four diameter Ø22mm 1350mm rods and 100W 9600lm direct light.**

**wired with 2700K Ra95 led sources.**

**24Vdc constant voltage power supply not included, to be installed remotely.**

**accessories: natural brass roses for recessed and ceiling installation, also available with 240V 50-60Hz integrated power supply, recessed fixing kit for cables to fully conceal.**

**finishes: natural brass and painted steel for royal chandelier 01 and royal chandelier 02 copper bronze only for royal chandelier 03.**



**royal chandelier 01**

24Vdc



IP20



CE

**Vb8.575.31** ottone naturale e vetro sabbato  
natural brass and sanded glass2700K l.d. 22x2,5W 15  
l.i. 22x2,5W**I.d. (luce diretta - direct light)**

Ra	R9	ies tm/30		sdc	Vf	lm	W	lm/W	
95	90	Rf 93	Rg 102	step 2	24,0	5280	55	96	<b>A++</b>
Vy010-22	les16	Ta25 °C		vita media · average life		50000 h	L80	B10	

**I.i. (luce indiretta - indirect light)**

Ra	R9	ies tm/30		sdc	Vf	lm	W	lm/W	
95	90	Rf 93	Rg 102	step 2	24,0	5280	55	96	<b>A++</b>
Vy010-22	les16	Ta25 °C		vita media · average life		50000 h	L80	B10	

**rosone di alimentazione. ceiling rose. 240V 50-60Hz**

CE

**a9.532.95** rosone incasso ottone naturale  
con alimentatore dimmer dali/pulsante/1-10V  
natural brass rose recessed  
with dimmer dali power supply/button/1-10V

120W 2,8

**a9.532.96** rosone soffitto ottone naturale  
con alimentatore dimmer dali/pulsante/1-10V  
natural brass ceiling rose  
with dimmer dali power supply/button/1-10V

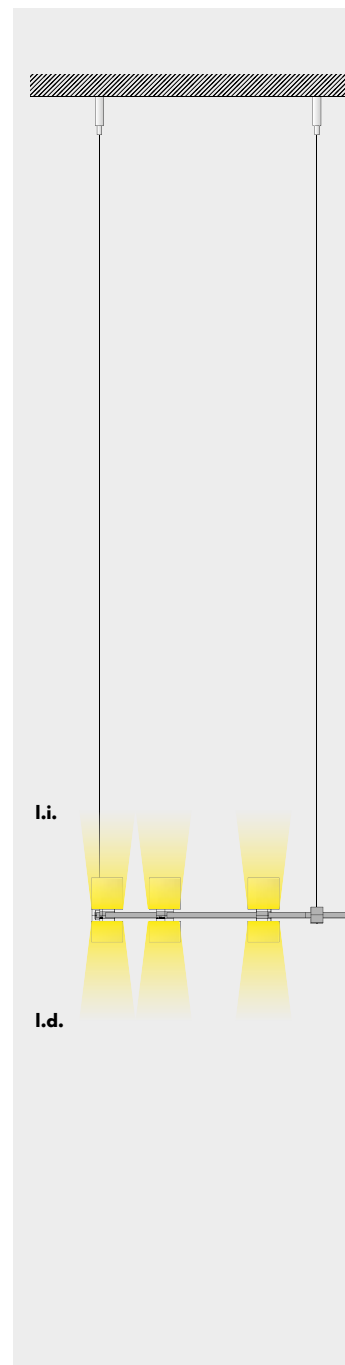
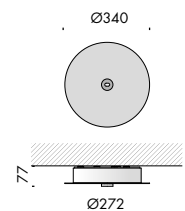
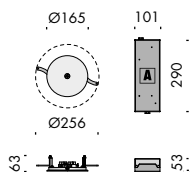
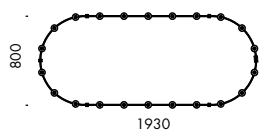
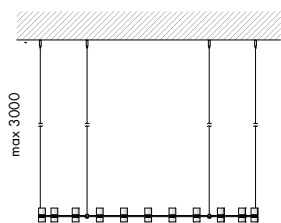
120W 5,5

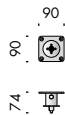
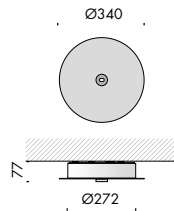
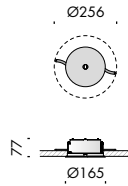
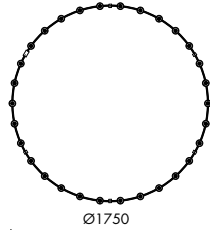
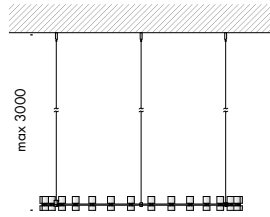
**accessori. accessories.**

★ CE

**a9.532.84** kit di fissaggio cavi incasso per scomparsa totale  
fixing kits for cable for recessed installing

0,5





royal chandelier 02

24Vdc



IP20



CE



**Vb8.575.41** ottone naturale e vetro sabbato 2700K l.d. 30x2,5W 12  
natural brass and sandblasted glass l.i. 30x2,5W

**I.d. (luce diretta - direct light)**

Ra	R9	ies tm/30		sdc	Vf	lm	W	lm/W	
95	90	Rf 93	Rg 102	step 2	24,0	7200	75	96	<b>A++</b>
Vy010-30	les16	Ta25 °C		vita media · average life		50000 h	L80	B10	

**I.i. (luce indiretta - indirect light)**

Ra	R9	ies tm/30		sdc	Vf	lm	W	lm/W	
95	90	Rf 93	Rg 102	step 2	24,0	7200	75	96	<b>A++</b>
Vy010-30	les16	Ta25 °C		vita media · average life		50000 h	L80	B10	

**rosone di alimentazione. ceiling roses.**



★

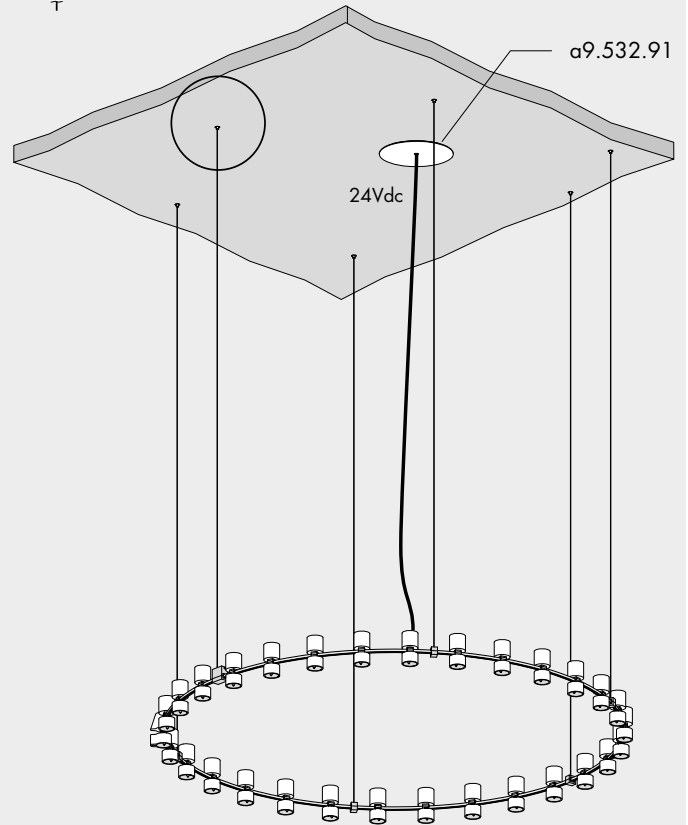
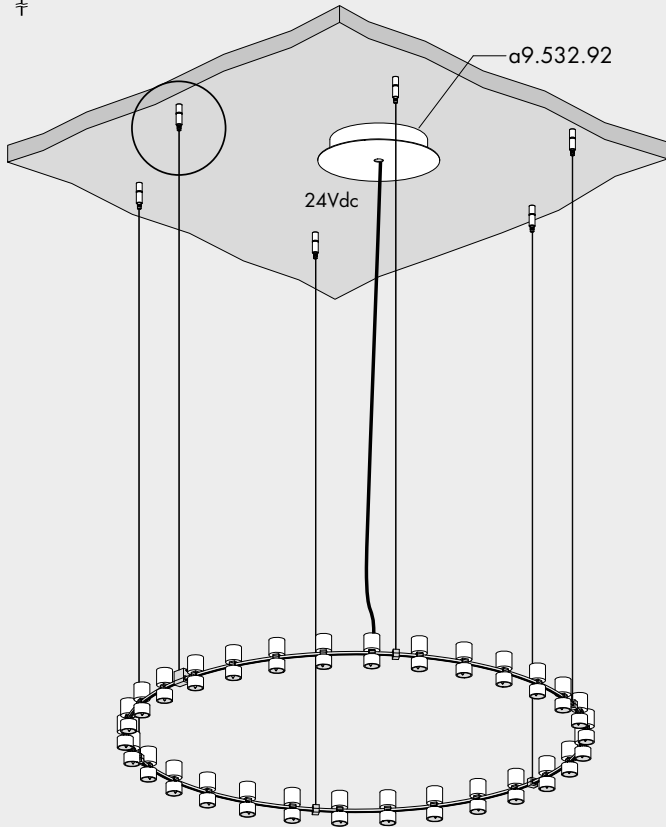
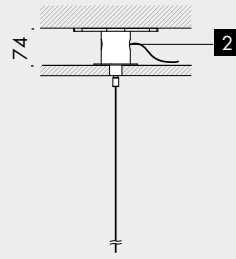
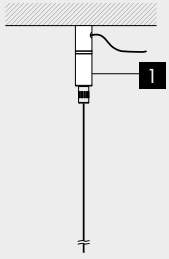
CE



**a9.532.91** rosone incasso cartongesso ottone naturale 2,8  
natural brass recessed plasterboard ceiling rose


**a9.532.92** rosone soffitto ottone naturale 5,5  
natural brass ceiling rose

**a9.532.84** kit di fissaggio cavi per scomparsa totale 0,5  
cable fixing kits for fully concealed installation

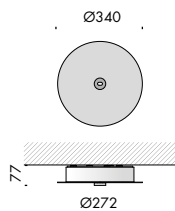
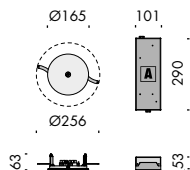
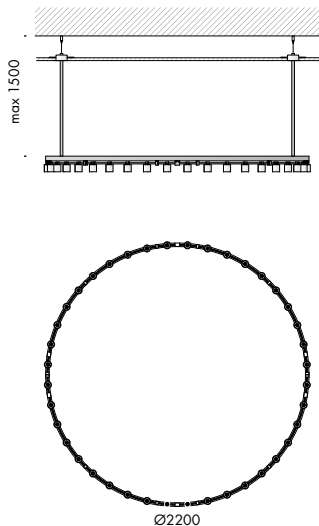
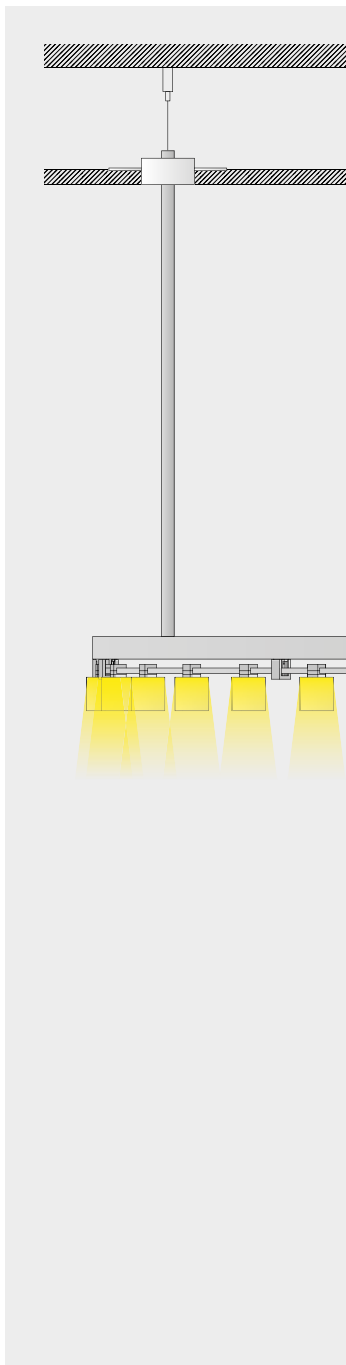


**1** kit di fissaggio a soffitto inclusi  
ceiling fixing kit included

**2** a9.532.84 kit di fissaggio cavi a scomparsa totale non incluso  
fully concealed fixing kit not included







**royal chandelier 03** 24Vdc IP20 CE

**Vb8.575.21** acciaio verniciato copper bronze 2700K 40x2,5W 28  
e vetro sabbato  
painted steel copper bronze  
and sandblasted glass

Ra	R9	ies tm/30		sdc	Vf	lm	W	lm/W	
95	90	Rf 93	Rg 102	step 2	24,0	9600	100	96	<b>A++</b>
V010-40	les16	Ta25 °C		vita media · average life	50000 h		L80	B10	


**accessori. accessories.** 240V / 24Vdc CE

**a9.532.95** rosone incasso ottone naturale 120W 2,8  
con alimentatore dimmer dali/pulsante/1-10V  
natural brass ceiling rose recessed  
with dimmer dali power supply/button/1-10V

**a9.532.96** rosone soffitto ottone naturale 120W 5,5  
con alimentatore dimmer dali/pulsante/1-10V  
natural brass ceiling rose  
with dimmer dali power supply/button/1-10V







Subscribe To Our Newsletter



**Distributor for Viabizzuno  
Architectural Lighting Solutions**

Web: [www.cirruslighting.co.uk](http://www.cirruslighting.co.uk)

Email: [sales@cirruslighting.co.uk](mailto:sales@cirruslighting.co.uk)

Tel: 0207 193 2175

Fax: 0207 193 3175

