

n55 parete soffitto orientabile

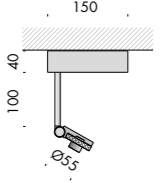


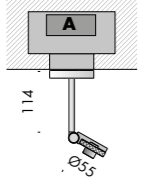





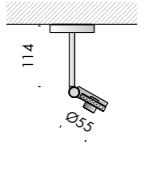




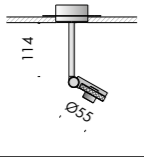


mario nanni 2014

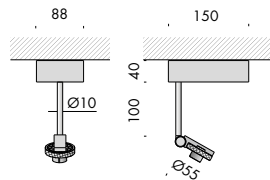


corpo illuminante parete soffitto orientabile per interni IP20 realizzato in alluminio ossidato argento hacca o nero 55. sono disponibili quattro versioni: con alimentatore 110-240V integrato, con alimentatore incassato (non fornito), con alimentatore da alloggiare in luogo remoto (cassaforma rosone a vista) e con alimentatore da alloggiare in luogo remoto (cassaforma scomparsa totale per cartongesso/laterizio). ogni versione è predisposta per essere cablata con quattro tipi di propulsore: propulsore 55/350 cablato con led da 10,8W/350mA 1240lm Ra98, step macadam 1, classe energetica A++; propulsore 55/500 cablato con led da 15,6W/500mA 1580lm Ra98, step macadam 1, classe energetica A+; propulsore 65/700 cablato con led da 22,3W/700mA 2140lm Ra98, step macadam 1, classe energetica A+ e propulsore 82/1050 cablato con led da 34W/1050mA 3000lm Ra98, step macadam 1, classe energetica A+. tutti i propulsori sono disponibili 2700K e 3000K e sono configurabili attraverso l'apposito attacco portalampada n55, con tre tipi di lampadine: lampadina classica (trasparente, satinata e bianco latte), lampadine decorative e lampadine tecniche che si possono inter-cambiare a piacimento con estrema facilità. la versione con alimentatore integrato è fornita di uno speciale alimentatore con controllo intelligente che fornisce automaticamente la corrente adeguata al tipo di propulsore (350-500-700-1050mA max 35W) e può essere dimmerato attraverso un potenziometro remoto 1-10V accessorio. per le versioni con alimentatore remoto è inoltre disponibile un alimentatore intelligente (350-500-700mA max 25W) dimmerabile dali.






IP20-rated indoor adjustable wall/ceiling light fitting made of black 55 or argento hacca oxidised aluminium. four versions are available: with built-in 110-240V power supply unit, with recessed power supply unit (not provided), with power supply unit to be housed in a remote place (exposed rose) and with a power supply unit to be housed in a remote place (fully concealed housing for plasterboard/brick). each version is ready to be wired with four types of propellers: 55/350 propeller wired with 10,8W/350mA 1240lm Ra98 leds, step macadam 1, A++ energy efficiency class; 55/500 propeller wired with 15,6W/500mA 1580lm Ra98 leds, step macadam 1, A+ energy efficiency class; 65/700 propeller wired with 22,3W/700mA 2140lm Ra98 leds, step macadam 1, A+ energy efficiency class and 82/1050 propeller wired with 34W/1050mA 3000lm Ra98 leds, step macadam 1, A+ energy efficiency class. all the propellers are available in 2700K and 3000K version and are configurable by means of the specific n55 lamp-holder, with three types of light bulbs: standard bulb (transparent, satin and milk white), decorative bulbs and technical bulbs that can be interchanged at will and very easily. the version with the built-in power supply unit is provided with a special power supply unit with intelligent control that automatically provides the suitable current for the type of propeller (350-500-700-1050mA max 35W) and can be dimmed by means of a remote 1-10V optional potentiometer. furthermore for the remote power supply unit versions an intelligent power supply unit is available (350-500-700mA max 25W) with dali dimmer.



n55 parete soffitto orientabile	propulsore propeller	lampadina classica classic bulb	lampadina decorativa decorative bulb	lampadina tecnica technical bulb
<p>n55 p.s. orientabile a.i. alimentatore integrato integrated power supply</p> 	<p>propulsore 55/350</p>  <p>350mA 1240 lm 10,8W 115 lm/W A++</p>			<p>spot 35</p>  <p>80°</p>
<p>n55 p.s. orientabile a.r. alimentatore incassato recessed power supply</p> 	<p>propulsore 55/500</p>  <p>500mA 1580 lm 15,6W 101 lm/W A+</p>	<p>hm01</p> 	<p>mn01</p> 	<p>spot 55</p>  <p>43°</p>  <p>25° 40° 60°</p>
<p>n55 p.s. orientabile a.r. alimentatore remoto remote power supply</p> 	<p>propulsore 65/700</p>  <p>700mA 2140 lm 22,3W 96 lm/W A+</p>	<p>hm02</p> 	<p>dc01</p> 	<p>spot 82</p>  <p>10° 25° 40° 60°</p>
<p>n55 p.s. orientabile a.r. alimentatore remoto con rosone scomparsa totale power supply remote with total recessed canopy</p> 	<p>propulsore 82/1050</p>  <p>1050mA 3000lm 34W 88,2 lm/W A+</p>			<p>spot 100</p>  <p>10° 25° 40° 60°</p>



alimentatore integrato. integrated power supply.

n55 p.s. orientabile a.i. 110-240V 50-60Hz  ECG  IP20   

Vb6.580.05 argento hacca

Vb6.580.06 nero 55
black 55

Ra	R9	selezione macadam macadam selection	mA	lm	W	lm/W	classe energetica energy class
98	98	step 1	350	1240	10,8	115	A++
			500	1580	15,6	101	A+
			700	2140	22,3	96	A+
			1050	3000	34	88,2	A+

dimmerabile 1-10V con potenziometro Vb9.580.90
1-10V dimmable with potentiometer Vb9.580.90






accessori. accessories

Vb9.580.90 potenziometro 1-10V remoto
remote 1-10V potentiometer

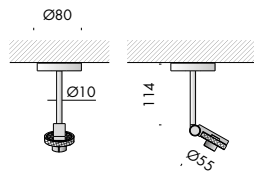


alimentatore remoto. remote power supply.

n55 p.s. orientabile a.r.   IP20   

Vb6.580.13 argento hacca

Vb6.580.14 nero 55
black 55

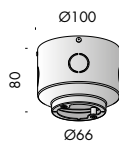


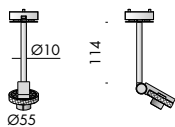
accessori. accessories

Vb9.580.70 cassaforma laterizio per alimentatore
brick housing for power supply

solo per Vb6.580.13/14
only for Vb6.580.13/14





n55 p.s. orientabile a.r.



IP20



CE



Vb6.580.09 argento hacca

Vb6.580.10 nero 55
black 55

da utilizzare con Vb9.580.73/74
for use with Vb9.580.73/74

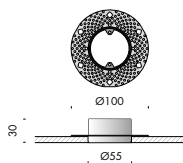
componenti. components

CE



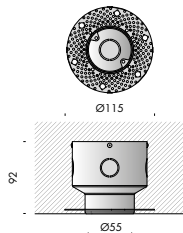
Vb9.580.73 cassaforma cartongesso scomparsa totale
plasterboard housing total recessed

solo per Vb6.580.09/10
only for Vb6.580.09/10



Vb9.580.74 cassaforma laterizio scomparsa totale
brick housing total recessed

solo per Vb6.580.09/10
only for Vb6.580.09/10



110V 240V 50-60Hz

ECG



IP20



Vb9.580.80 alimentatore elettronico
con controllo intelligente
electronic power supply with
intelligence control

350mA/10,5W
500mA/15,6W
700mA/22,3W
1050mA/34W

dimmerabile 1-10V con potenziometro Vb9.580.90
1-10V dimmable with potentiometer Vb9.580.90

110V 240V 50-60Hz

ECG



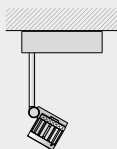
IP20



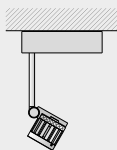
Vb9.580.81 alimentatore elettronico dimm. dali
con controllo intelligente
dimmable dali electronic power supply
with intelligence control

350mA/10,5W
500mA/15,6W
700mA/22,3W

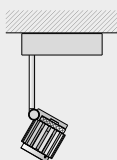
propulsore 55/350



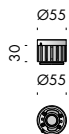
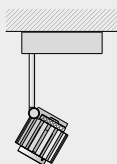
propulsore 55/500



propulsore 65/700



propulsore 82/1050

**propulsore 55/350**

IP20



CE

**Vb9.580.50.27** argento hacca led 2700K 10,8W/350mA**Vb9.580.51.27** nero 55
black 55 led 2700K 10,8W/350mA**Vb9.580.50.30** argento hacca led 3000K 10,8W/350mA**Vb9.580.51.30** nero 55
black 55 led 3000K 10,8W/350mA

Ra	R9	selezione macadam macadam selection	mA	lm	W	lm/W	classe energetica energy class
98	98	step 1	350	1240	10,8	115	A++

tensione minima sul secondario/minimum voltage on the secondary 30,9V
 vita media/average life 70000 h

propulsore 55/500

IP20



CE

**Vb9.580.62.27** argento hacca led 2700K 15,6W/500mA**Vb9.580.63.27** nero 55
black 55 led 2700K 15,6W/500mA**Vb9.580.62.30** argento hacca led 3000K 15,6W/500mA**Vb9.580.63.30** nero 55
black 55 led 3000K 15,6W/500mA

Ra	R9	selezione macadam macadam selection	mA	lm	W	lm/W	classe energetica energy class
98	98	step 1	500	1580	15,6	101	A+

tensione minima sul secondario/minimum voltage on the secondary 30,9V
 vita media/average life 70000 h



propulsore 65/700			
--------------------------	--	--	--

Vb9.580.54.27	argento hacca	led 2700K	22,3W/700mA
Vb9.580.55.27	nero 55 black 55	led 2700K	22,3W/700mA
Vb9.580.54.30	argento hacca	led 3000K	22,3W/700mA
Vb9.580.55.30	nero 55 black 55	led 3000K	22,3W/700mA

Ra	R9	selezione macadam macadam selection	mA	lm	W	lm/W	classe energetica energy class
98	98	step 1	700	2140	22,3	96	A+

tensione minima sul secondario/minimum voltage on the secondary 31,8V
vita media/average life 50000 h



propulsore 82/1050			
---------------------------	--	--	--

Vb9.580.58.27	argento hacca	led 2700K	34W/1050mA
Vb9.580.59.27	nero 55 black 55	led 2700K	34W/1050mA
Vb9.580.58.30	argento hacca	led 3000K	34W/1050mA
Vb9.580.59.30	nero 55 black 55	led 3000K	34W/1050mA

Ra	R9	selezione macadam macadam selection	mA	lm	W	lm/W	classe energetica energy class
98	98	step 1	1050	3000	34	88,2	A+

tensione minima sul secondario/minimum voltage on the secondary 32,5V
vita media/average life 50000 h

* disponibile da giugno 2015
available from June 2015

lampadina classica. classic bulb.

mario nanni

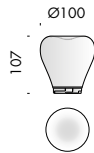
CE 



Vb9.580.01.T hm01 trasparente
hm01 transparent

Vb9.580.01.S hm01 satinata
hm01 frosted

Vb9.580.01.B hm01 bianco latte
hm01 milk white



Vb9.580.02.T hm01 trasparente
hm01 transparent

Vb9.580.02.S hm01 satinata
hm01 frosted

Vb9.580.02.B hm01 bianco latte
hm01 milk white



lampadina decorativa. decorative bulb.

david chipperfield

CE ⓘ

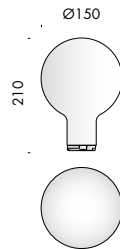
Vb9.580.05.S dc01 satinato
dc01 frosted



mario nanni

CE ⓘ

Vb9.580.03.S mn01 satinato
mn01 frosted

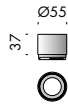




lampadina tecnica. technical bulb.



spot 35		CE	i
Vb9.580.21	argento hacca	80°	
Vb9.580.22	nero 55 black 55	80°	



spot 55		CE	i
Vb9.580.45	argento hacca	43°	
Vb9.580.46	nero 55 black 55	43°	



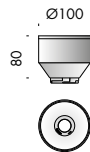
Vb9.580.23	argento hacca	25°
Vb9.580.24	nero 55 black 55	25°
Vb9.580.25	argento hacca	40°
Vb9.580.26	nero 55 black 55	40°
Vb9.580.27	argento hacca	60°
Vb9.580.28	nero 55 black 55	60°




spot 82

CE ⓘ

Vb9.580.29	argento hacca	10°
Vb9.580.30	nero 55 black 55	10°
Vb9.580.31	argento hacca	25°
Vb9.580.32	nero 55 black 55	25°
Vb9.580.33	argento hacca	40°
Vb9.580.34	nero 55 black 55	40°
Vb9.580.35	argento hacca	60°
Vb9.580.36	nero 55 black 55	60°

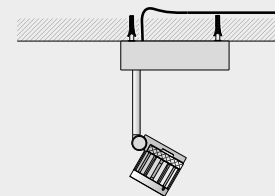
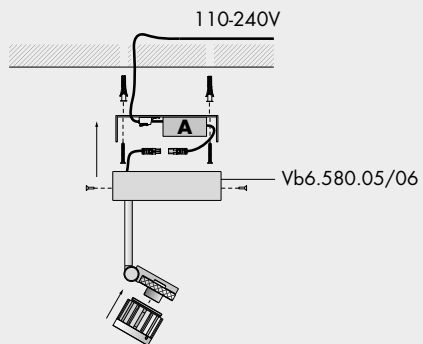

spot 100

CE ⓘ

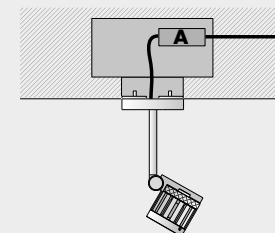
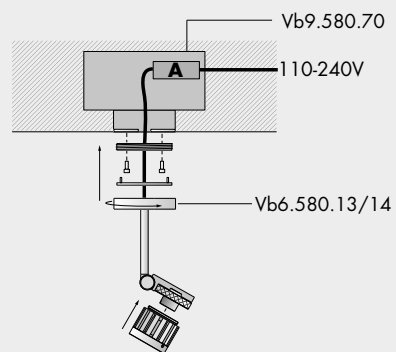
Vb9.580.37	argento hacca	10°
Vb9.580.38	nero 55 black 55	10°
Vb9.580.39	argento hacca	25°
Vb9.580.40	nero 55 black 55	25°
Vb9.580.41	argento hacca	40°
Vb9.580.42	nero 55 black 55	40°
Vb9.580.43	argento hacca	60°
Vb9.580.44	nero 55 black 55	60°



montaggio rosone con alimentatore integrato
mounting conopy with integrated power supply

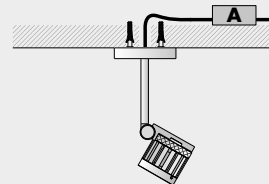
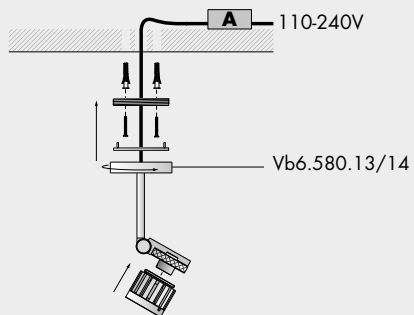


montaggio rosone con cassaforma laterizio per alimentatore
mounting conopy with recessed power supply for power supply

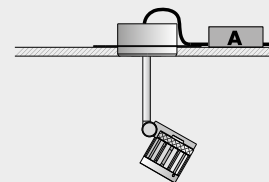
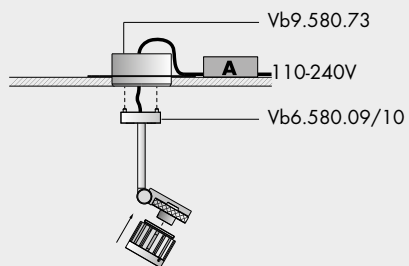


A alimentatore elettronico con controllo intelligente Vb9.580.80/81
electronic power supply with intelligence control Vb9.580.80/81

montaggio rosone con alimentatore remoto
mounting canopy with remote power supply



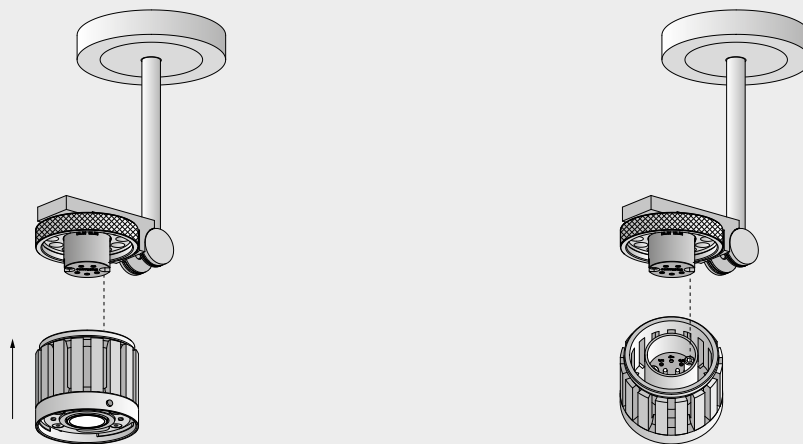
montaggio cassaforma scomparsa totale per cartongesso con
alimentatore remoto
mounting housing total recessed for plasterboard with remote
power supply



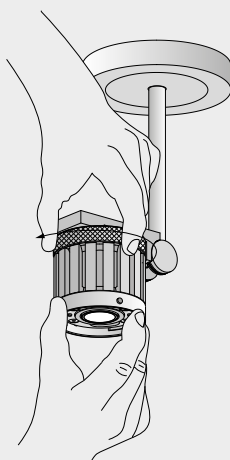
A alimentatore elettronico con controllo intelligente Vb9.580.80/81
electronic power supply with intelligence control Vb9.580.80/81

montaggio propulsore su n55 p.s. orientabile
propeller mounting on n55 p.s. adjustable

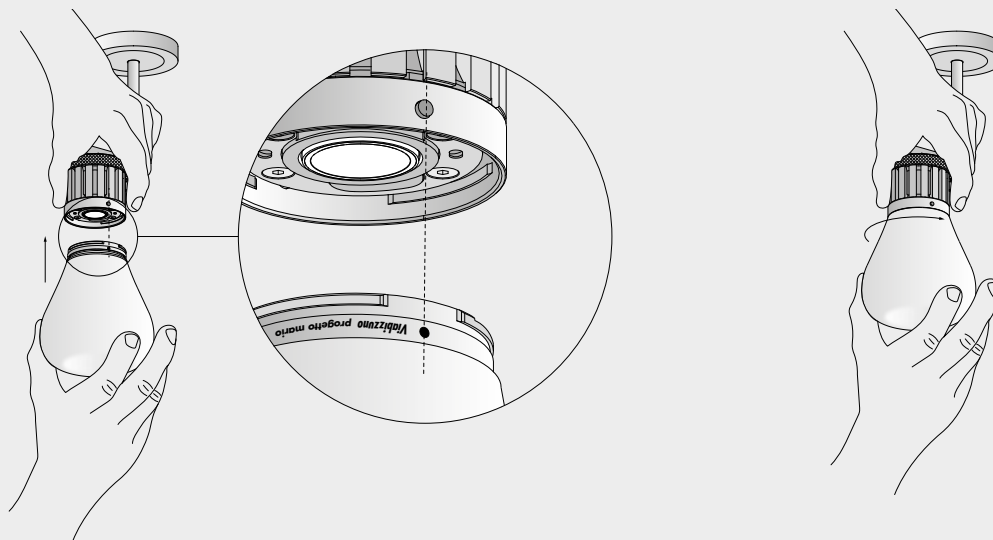
1. innestare il propulsore sull'interfaccia
engage the propeller on the interface



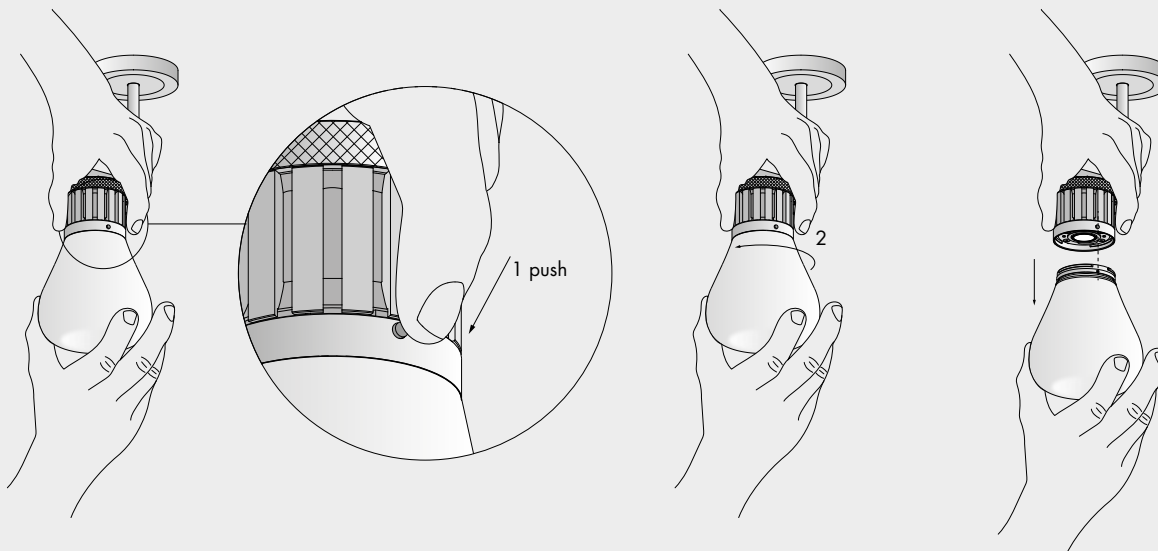
2. serrare la ghiera per assicurare il fissaggio
tighten the lock nut to secure the set




montaggio vetro su propulsore
glass mounting on propeller



smontaggio vetro dal propulsore
removing glass from the propeller





**Distributor for Viabizzuno
Architectural Lighting Solutions**

Web: www.cirruslighting.co.uk

Email: sales@cirruslighting.co.uk

Tel: 0207 193 2175

Fax: 0207 193 3175

