

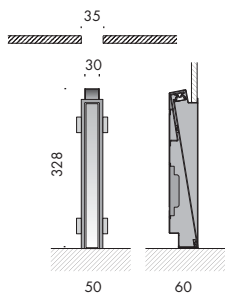


*apparecchio di illuminazione da
incasso per interni IP20.
realizzato in acciaio ramato
o verniciato di dimensioni
328x30x60mm con fondo in foglio
d'oro 22ct che rende il fascio di luce
più caldo e morbido.
possibile installazione su
cartongesso oppure su laterizio
tramite apposita cassaforma.
cablato con sorgente elettronica
3000K 2,2W per luce diffusa.
alimentatore 240V 50-60Hz
incluso.
finiture: acciaio ramato e oro, my
bianco e oro.*



**IP20 rated recessed light fitting for
indoor use.
made of copper or painted steel,
328x30x60mm sized body with a
22ct gold leaf base, which makes
the light beam warmer and softer.
possible installation on
plasterboard or brickwork using
the appropriate housing.
wired with 3000K 2.2W led source
for diffused light.
240V 50-60Hz power supply
included.
finishes: copper steel and gold, my
bianco and gold.**





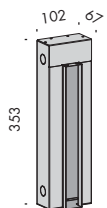
spessorina incasso 240V 50-60Hz **A** IP20 **CE** **i**

- f6.176.11.1** bianco e oro white and gold 3000K 2,5
- f6.176.13.1** acciaio ramato e oro coppered steel and gold 3000K 2,5

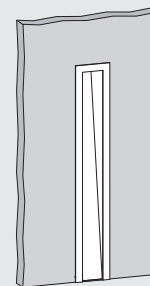
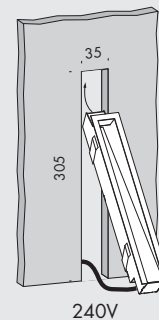
Ra	ies Im-30		sdcM	mA	V _f (min)	lm	W	lm/W	
90	Rf 90	Rg 100	step 2	700	3,0	130	2,2	59	A+
ca001	les2	Ta25 °C	vita media · average life	50000 h	L80 B10				

accessori. accessories. **CE** **i**

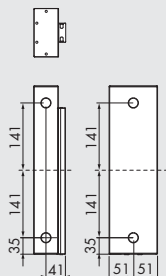
- f6.176.81** cassaforma laterizio · brick housing 0,2



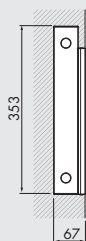
dimensioni foro per cartongesso
cut-out dimensions for installation in
plasterboard



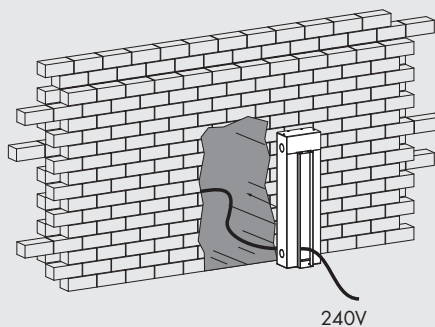
f6.176.81
 posizione fori entrata cavi di
 alimentazione cassaforma laterizio
 power cable entrance hole positions
 in brickwork housing



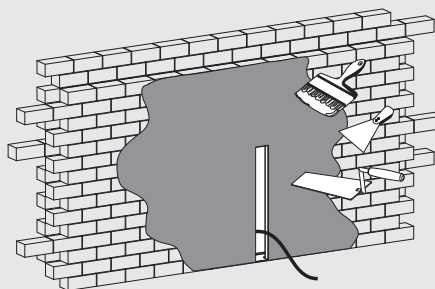
sezione cassaforma
 a installazione ultimata
 housing section after installation



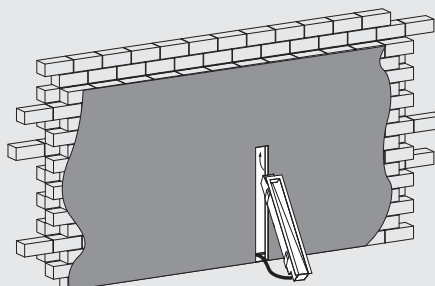
cassaforma laterizio f6.176.81
 brick housing




- 1 prevedere una nicchia nella muratura per l'incasso della cassaforma laterizio. posizionare la cassaforma laterizio nel foro facendo passare i cavi di alimentazione (240V) e procedere all'ultimazione della muratura con finitura dell'intonaco a filo della cassaforma.
 attenzione: tenere pulito l'interno della cassaforma.
 form a recess in the wall for the brickwork housing. place the brickwork housing in the hole, inserting the (240V) power cables and complete the wall with a plaster finish flush with the housing.
 please note: keep the inside of the housing clean.




- 2 stuccare, rasare e verniciare
 point, skim and paint



- 3 installare il sistema di illuminazione
 install the lighting system





Subscribe To Our Newsletter



**Distributor for Viabizzuno
Architectural Lighting Solutions**

Web: www.cirruslighting.co.uk

Email: sales@cirruslighting.co.uk

Tel: 0207 193 2175

Fax: 0207 193 3175

